

Offshoring

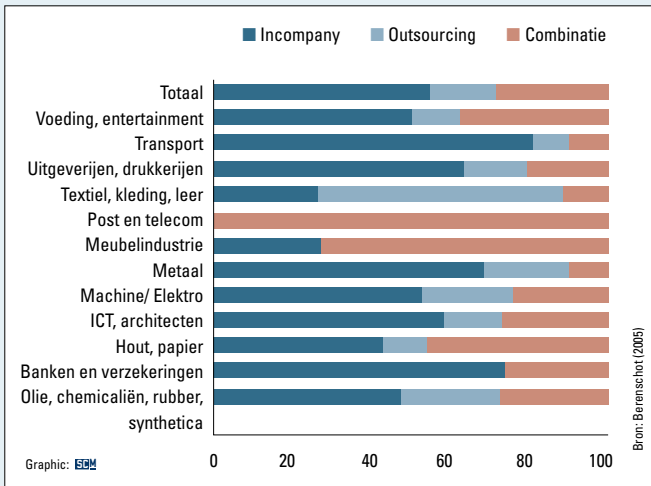
DEFINITIES OUTSOURCING EN OFFSHORING

locatie → eigendom ↓	Onshore	Offshore
Incompany	nationale investering	buitenlandse directe investering (incompany offshoring)
Outsourcing	nationale uitbesteding	internationale uitbesteding (offshore outsourcing)

Bron: SEO Economic Research (2007)

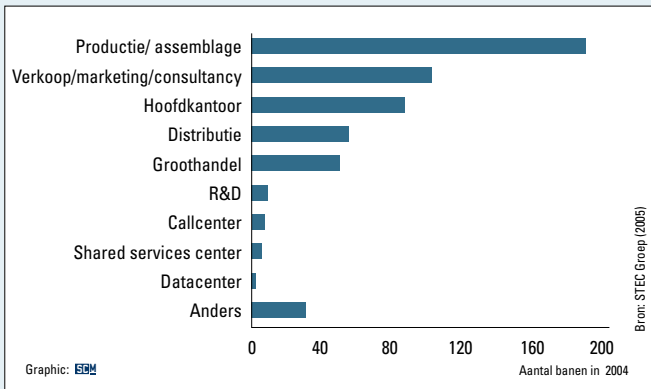
Graphic: ESM

METHODEN VAN OFFSHORING VAN NEDERLANDSE BEDRIJVEN



Graphic: ESM

BUITENLANDSE DIRECTE INVESTERINGEN IN NEDERLAND



Graphic: ESM

VERWACHT AANTAL BANEN VERPLAATST NAAR ANDER LAND

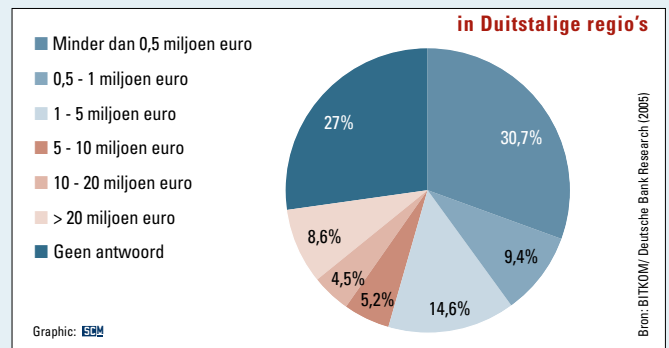
	2005	2006	2007	2008
Verenigd Koninkrijk	43.670	37.113	38.141	29.322
Duitsland	3.346	6.278	4.745	15.487
Frankrijk	2.095	4.431	3.360	10.998
Nederland	805	1.632	1.393	4.192
België	428	855	596	1968
Denemarken	304	605	481	1486
Luxemburg	23	42	31	100

Bron: Partner/Forrester Research (2004)

Graphic: ESM

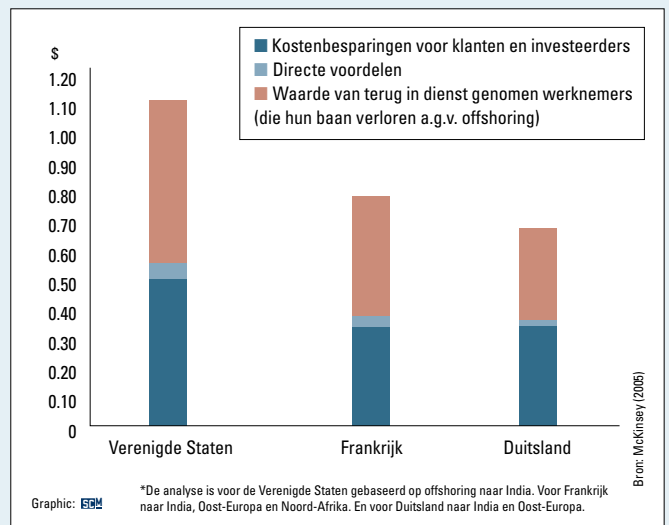


OMZETTEN OFFSHORE DIENSTEN VAN LEVERANCIERS



Graphic: ESM

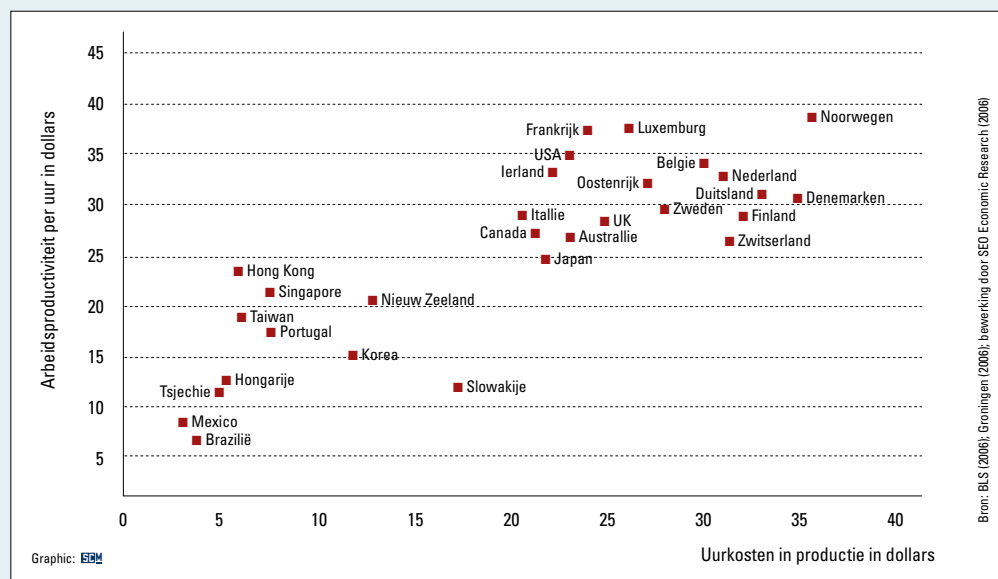
EFFECTEN VAN OFFSHORING PER DOLLAR*



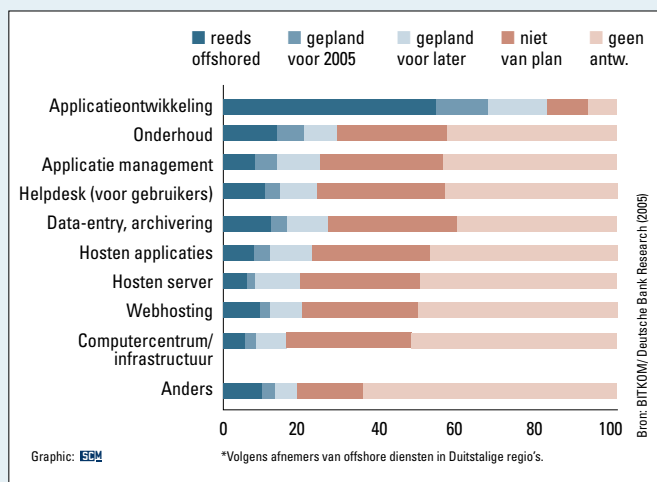
Graphic: ESM



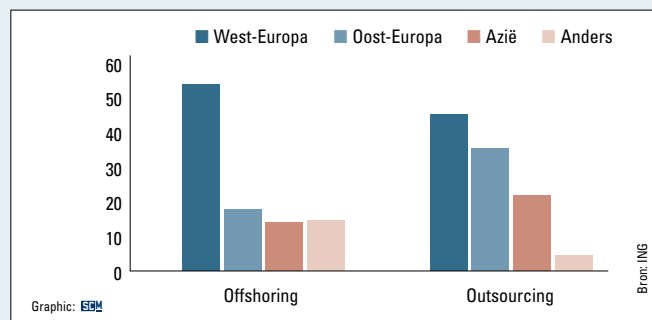
SALARISSEN EN ARBEIDSPRODUCTIVITEIT (2004)



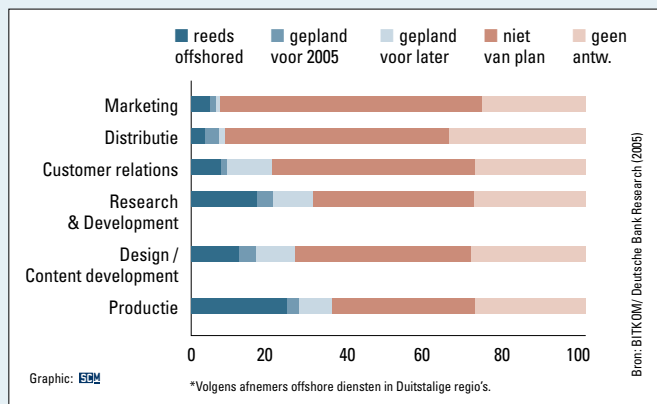
GESCHIKTHEID OFFSHORING IT-PROCESSEN*



FAVORIETE LOCATIES VAN PRODUCTIEBEDRIJVEN



GESCHIKTHEID OFFSHORING COREBUSINESS PROCESSEN*



GESCHIKTHEID OFFSHORING IT-PROCESSEN*

